

Hello CraftyPerson Demo Newsletter Member.

Amy and I wanted to give you an update on how the newsletters are working with the new DBWS changes. We have been doing a lot of testing and are pleased that most things are working well. If you haven't updated your Personalization, or had us help you update it, you can [see the instructions we sent out here](#) or contact us for help.

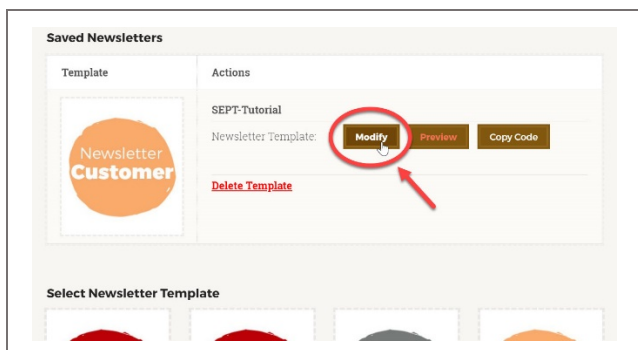
The Events are the main area that we are working with our developer to find a solution to. Stampin' Up! made big changes to how the calendar and events work so we are looking at big changes too. As you've probably seen, Stampin' Up! is still making changes, fixes, and updates to the DBWS, including changes to calendar and functionality. Without getting too technical, we need to wait until the DBWS changes are all in place to determine exactly what changes we can make.

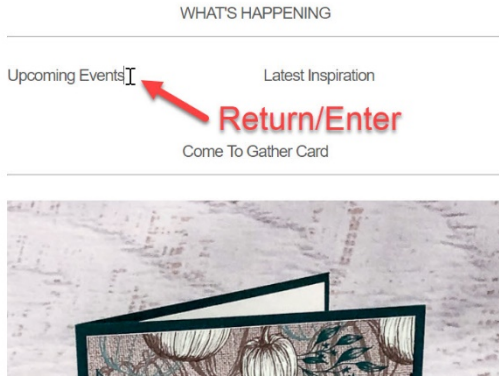
The good news is that we have a simple workaround until we can get a finalized DBWS to work with. The workaround is a copy and paste from your DBWS events into the newsletter. The great news is that when you copy the events from your DBWS and past them into the newsletters the links remain active! *Yay!* We know some people prefer videos and some prefer written instructions, so we've created both to show how and where to copy and paste your events. While this isn't the long-term solution we want, it's not a bad short-term solution while the DBWS is still being changed and we get our development plan figured out.

We appreciate your patience while we all work through the changes to DBWS and the impact it has on the newsletters. If you have questions or need more help please let us know!

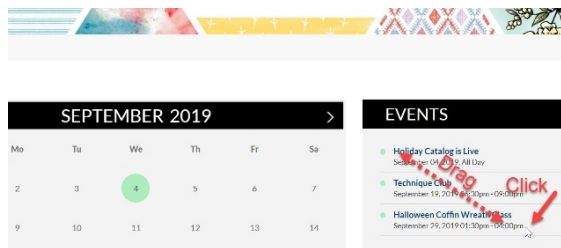
Debbie & Amy

CRAFTYPERSON DBWS EVENT WORKAROUND INSTRUCTIONS

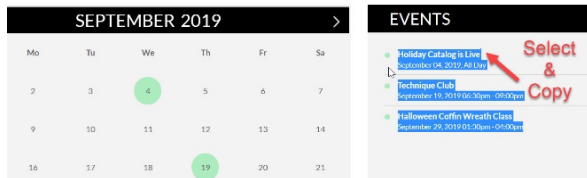
	<p>Step 1: Log in to CraftyPerson Newsletters. Select a Customer Newsletter from the "Select Newsletter Template" section. In the "Saved Newsletters" section click on the MODIFY button.</p>
---	--



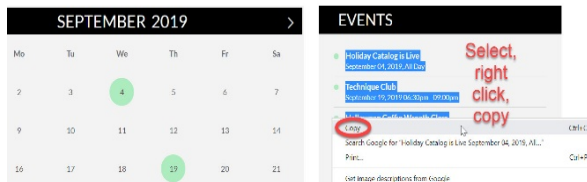
Step 2: Scroll down to the “What’s Happening” section. Click to the right of the “Upcoming Events” header. Hit Return or Enter key.



Step 3: Go to your DBWS (*we recommend using Explorer*) and scroll down to the calendar. To select all the events for one month, place cursor at the end of the last event. Hold down the shift key and click and drag to the beginning of the first event.



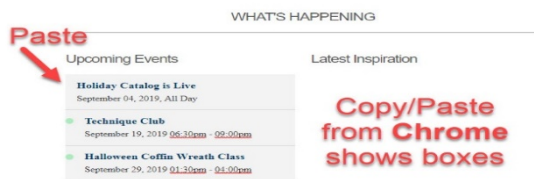
Step 4: Use Ctrl + C on a PC or Command + C on a Mac to copy the selected events.



Step 4b: Or right click and select Copy from the drop down menu.



Step 5: Go back to the newsletter window. Click under Upcoming Events and paste in events.



***Note:** Using Chrome you will see the gray boxes and bullet formatting and event details are missing. We recommend using Explorer to view your DBWS for best results.

WHAT'S HAPPENING

Upcoming Events

Latest Inspiration

Holiday Catalog is Live
September 04, 2019, All Day
The 2019 holiday catalog is here! That means you've got access to tons of new products. We're always committed to providing you with the highest quality products possible but, more than that, we strive to create products that cater to eve...

Technique Club
September 19, 2019 06:30pm - 09:00pm

Halloween Coffin Wreath Class
September 29, 2019 01:30pm - 04:00pm

Save Changes


Delete or add text to events and then Save Changes

Step 6: You can delete or add text to your events. The event titles are the links to the event so do not delete the titles. Save Changes!

NOTE: If you want events for more than one month to be included, you will go back to your DBWS, click on the calendar to advance to the next month, and copy those events and paste them into your newsletter. You can add as many events as you wish.

Newsletters Personalization Training Resources

Saved Newsletters

Template	Actions
	<p>SEPT-Tutorial</p> <p>Newsletter Template: Modify Preview Refresh</p> <p>Delete Template</p>

Click on the Preview button.

Step 7: Click on the Preview button.

WHAT'S HAPPENING

Upcoming Events

Latest Inspiration

Holiday Catalog is Live
September 04, 2019, All Day
The 2019 holiday catalog is here! That means you've got access to tons of new products. We're always committed to providing you with the highest quality products possible but, more than that, we strive to create products that cater to eve...

Technique Club
September 19, 2019 06:30pm - 09:00pm


Halloween Coffin Wreath Class
September 29, 2019 01:30pm - 04:00pm

Click link to test

Link opens to calendar event

Step 8: Test links by clicking on the title of the events. The link will take you to the page for that event on your DBWS.

Event



SEP 04 **Holiday Catalog is Live**

The 2019 holiday catalog is here! That means you've got access to tons of new products. We're always committed to providing you with the highest quality products possible but, more than that, we strive to create products that cater to every crafter and bring people together. Visit our online store to start shopping now, or contact you_@monetator to help you schedule your very own stamping event!
[Click here to check it out!](#)

September 04, 2019 until September 04, 2019

INVITE GUEST

Click link to test

Link opens to calendar event

Step 8a: Event page on DBWS linked from newsletter.